



Aries Systems Corporation

50 High Street, Suite 21 North Andover, MA 01845 USA

PH +1 978.975.7570



Editorial Manager®



ProduXion Manager®

# New Main Navigation Bar Design

## User Documentation

### **CONFIDENTIAL AND PROPRIETARY**

Copyright © 2022, Aries Systems Corporation

This document is the confidential and proprietary information of Aries Systems Corporation and may not be disseminated or copied without the express written permission of Aries Systems Corporation. The information contained in this document is tentative and is provided solely for planning purposes of the recipient. The features described for this software release are likely to change before the release design and content are finalized. Aries Systems Corporation assumes no liability or responsibility for decisions made by third parties based upon the contents of this document, and shall in no way be bound to performance, therefore. Editorial Manager, LiXuid Manuscript, and ProduXion Manager are trademarks and the property of Aries Systems Corporation.

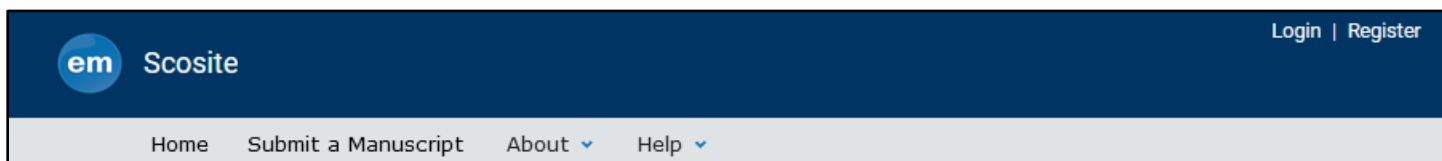
## New Main Navigation Design

### User role impact: ALL ROLES

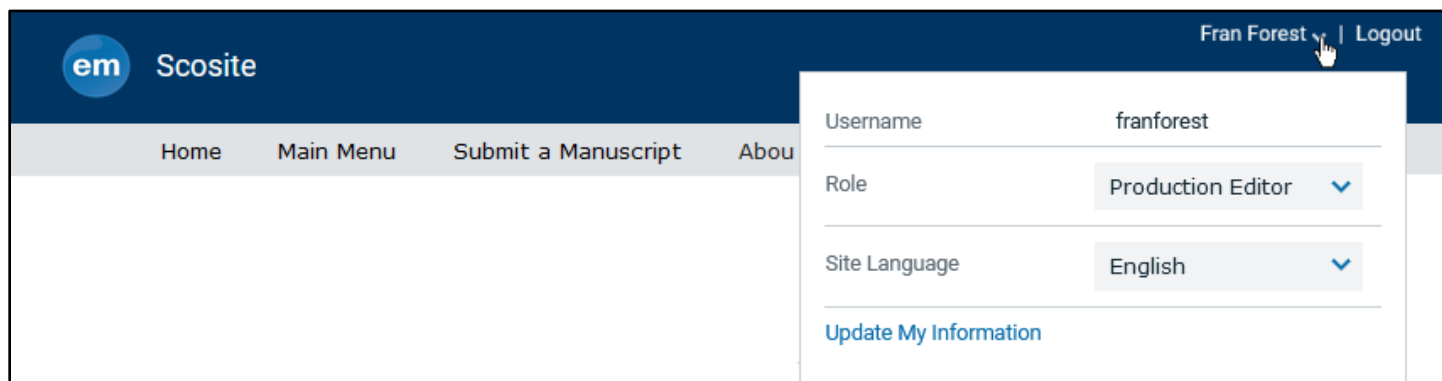
This main navigation redesign features a new color scheme and font, while retaining all existing functionality. Navigation items marked with a chevron (▼) open menus that display when a user's cursor hovers over them. Navigation items without a chevron are links that direct the user to another page when clicked.

After testing in a pilot program in 2021 this new design is now available to all customers. Publication sites may enable the new navigation immediately by contacting their Aries Account Coordinator. This new design will become a requisite feature for all sites in September 2022.

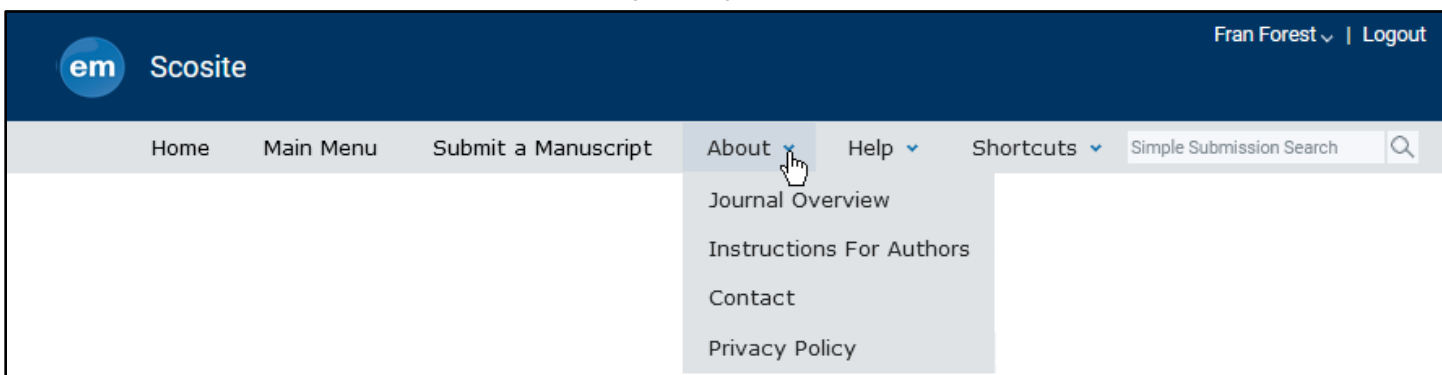
**New banner and main navigation before user login: As in existing functionality, Home link directs user to site home page; Submit a Manuscript link and Login link direct user to login page.**



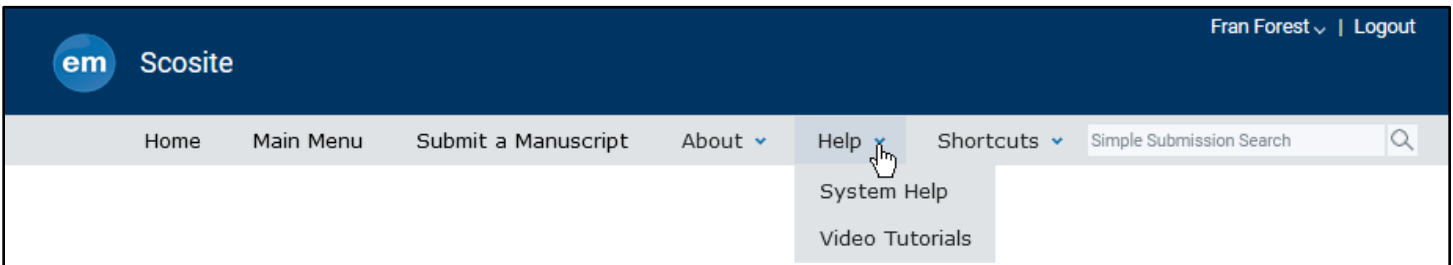
**User drop-down menu: After login, user's name is displayed next to Logout link. Clicking name opens a drop-down menu to provide access to user-specific items: username, role, site language, and Update My Information page link. Role drop-down list will appear for users who have multiple roles assigned. Site Language drop-down list will appear when a site is configured with more than one language.**



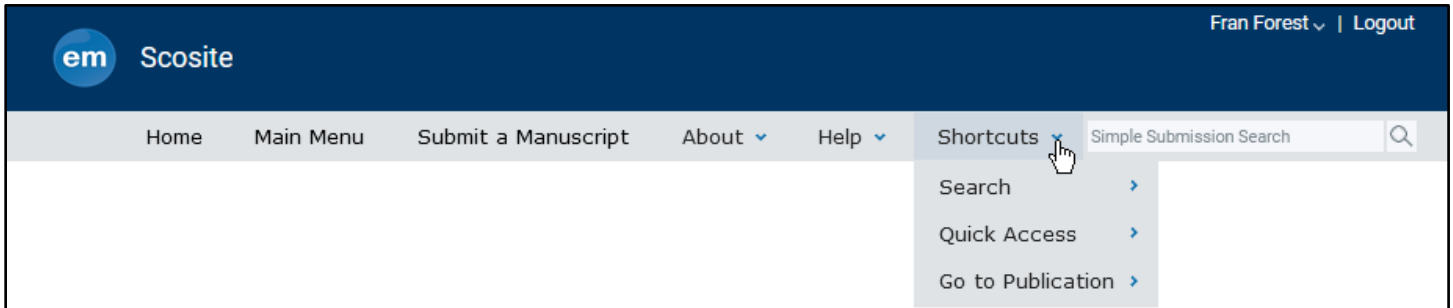
**About drop-down menu displays links to publication-specific information: Journal Overview, Instructions for Authors, Contact, and Privacy Policy.**



## Help drop-down menu displays links to EM/PM-related information: System Help and Video Tutorials.

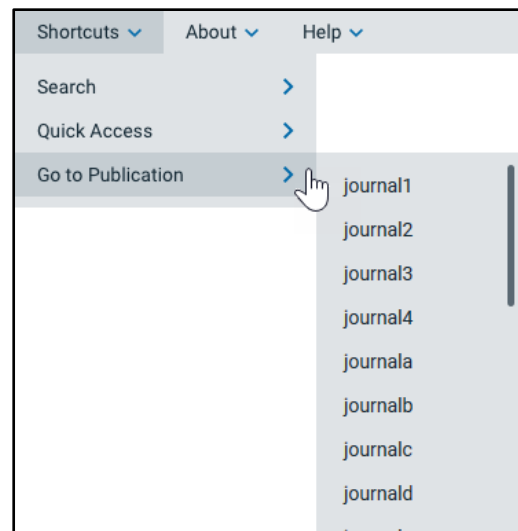
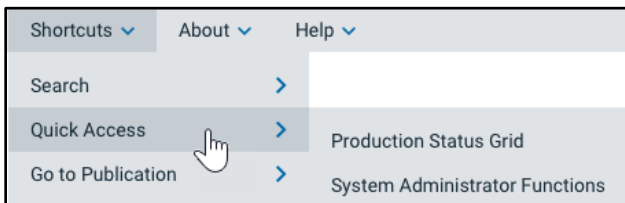
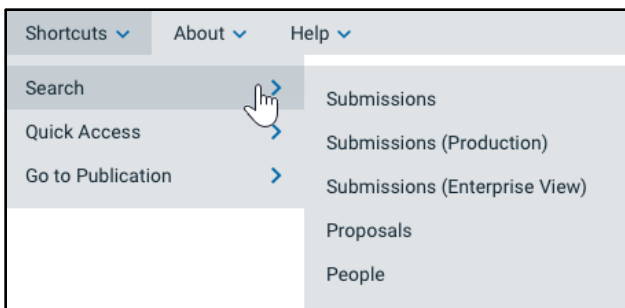


New Shortcuts drop-down menu appears for authorized Editor and Publisher roles. This menu replaces the Go-to menu and may display access to three submenus: Search, Quick Access, and Go to Publication. Items displayed depend on role permissions.

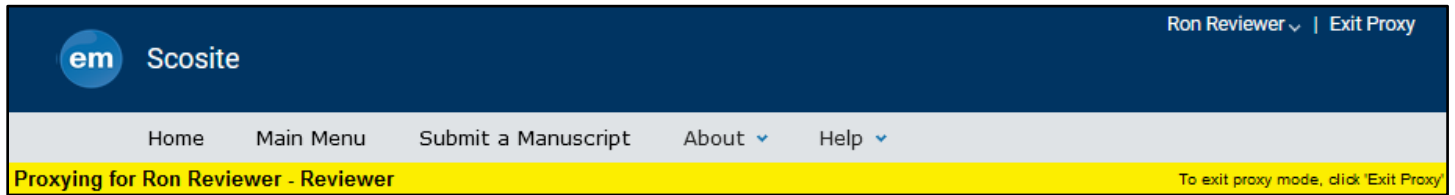


Shortcuts flyout menus appear when user's cursor rolls over the submenu item:

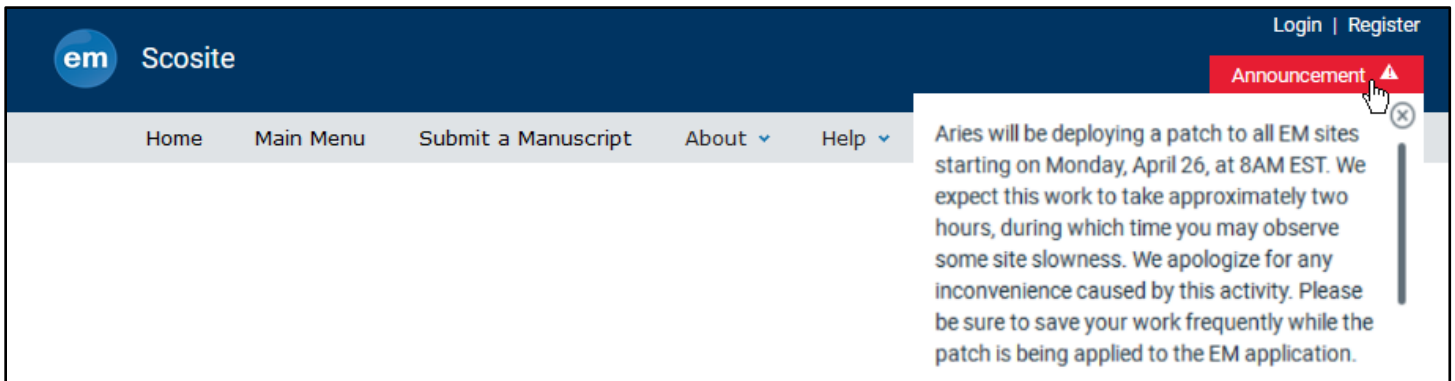
- **Shortcuts > Search (top left):** Links to system search tools. Search types shown depend on role permissions.
- **Shortcuts > Quick Access (bottom left):** Links to Production Status Grid and System Administrator Functions section (depending on role permissions).
- **Shortcuts > Go to Publication (right):** Links to other publication sites. Cross-publication access depends on role permission and user configuration. A vertical scrollbar appears for a long list of publications.



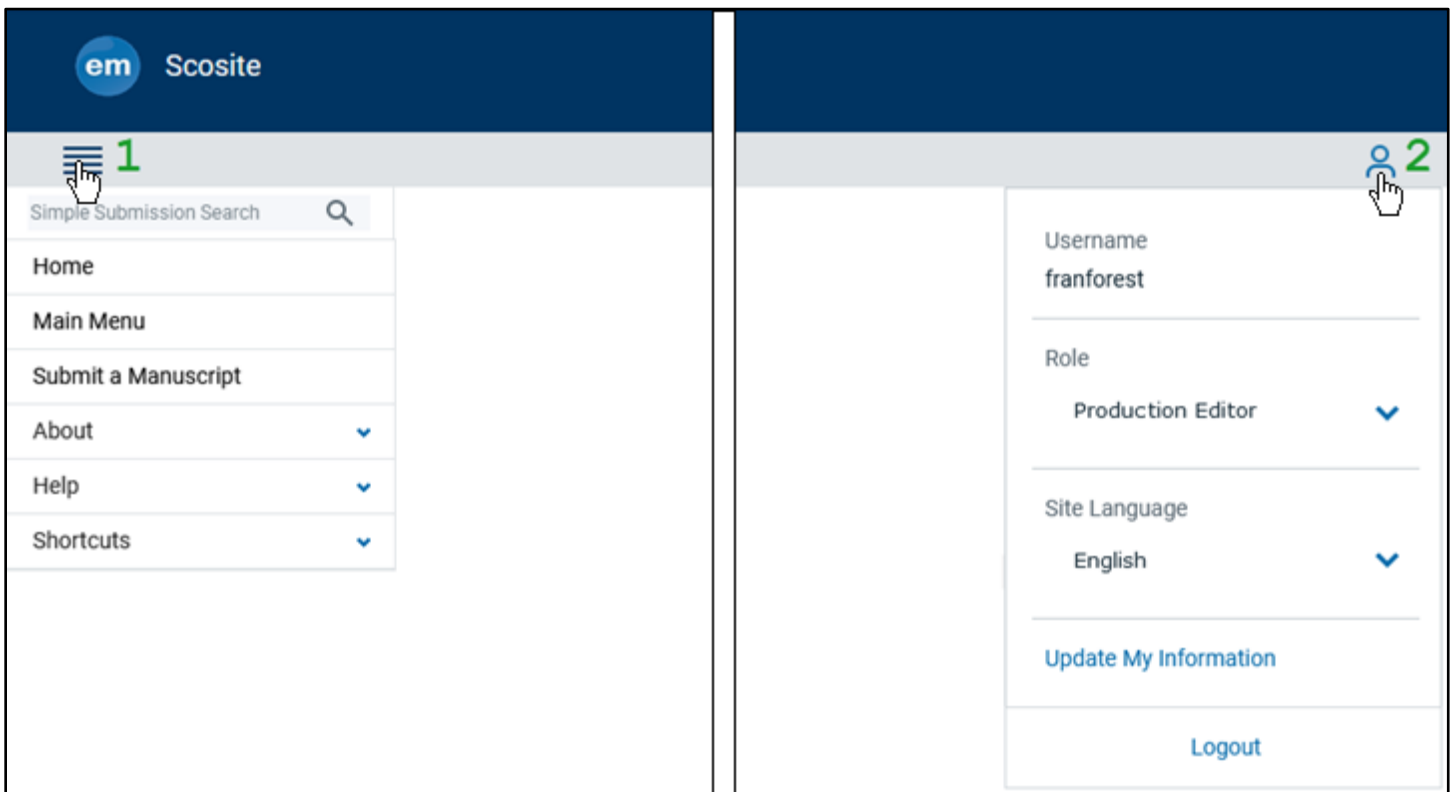
**Proxy mode:** A yellow band indicates that the user is operating in proxy mode. Options displayed are dictated by the user's role (not the proxied role). An Exit Proxy link replaces the Logout link in the upper right corner.



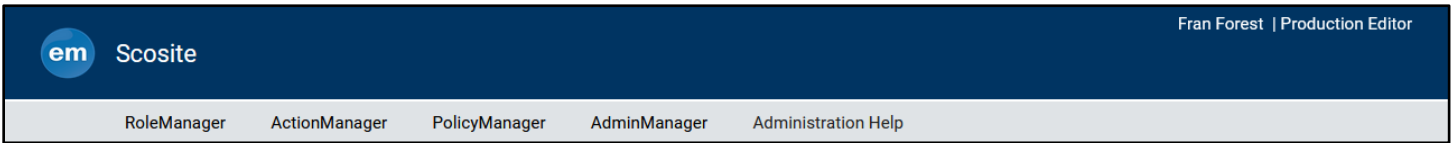
**New Announcement box:** A red Announcement alert will appear in the top navigation area when important notifications from Aries are available. User clicks on red alert to expand announcement text box. A scroll bar allows user to view messages that extend beyond the text window. User clicks on X to close the Announcement message.



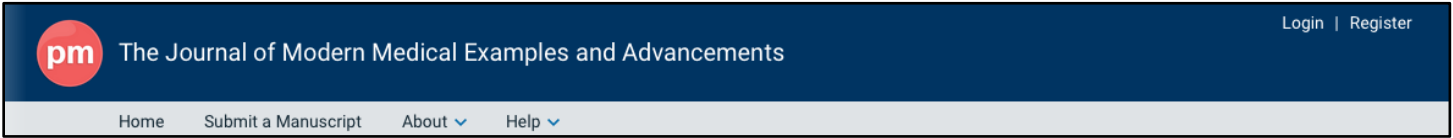
**Responsive design behavior:** When a user narrows the browser window or zooms in to a size that does not allow full display of main navigation, a menu icon and user icon will appear. Clicking menu icon (1) displays a drop-down menu containing the main navigation links. Clicking user icon (2) displays user drop-down menu items and Logout link.



**New banner and navigation on Administration Page: there are no changes to functionality.**



**Publication sites using ProduXion Manager only will see the PM logo in the banner. The behavior of the navigation is the same as described on previous pages.**



**TO CONFIGURE:**

To enable this design, contact your Aries Account Coordinator.

The new main navigation design will become a requisite feature for all publication sites in September 2022.

Publication-branded elements may be added to the banner. See the note on the following page.

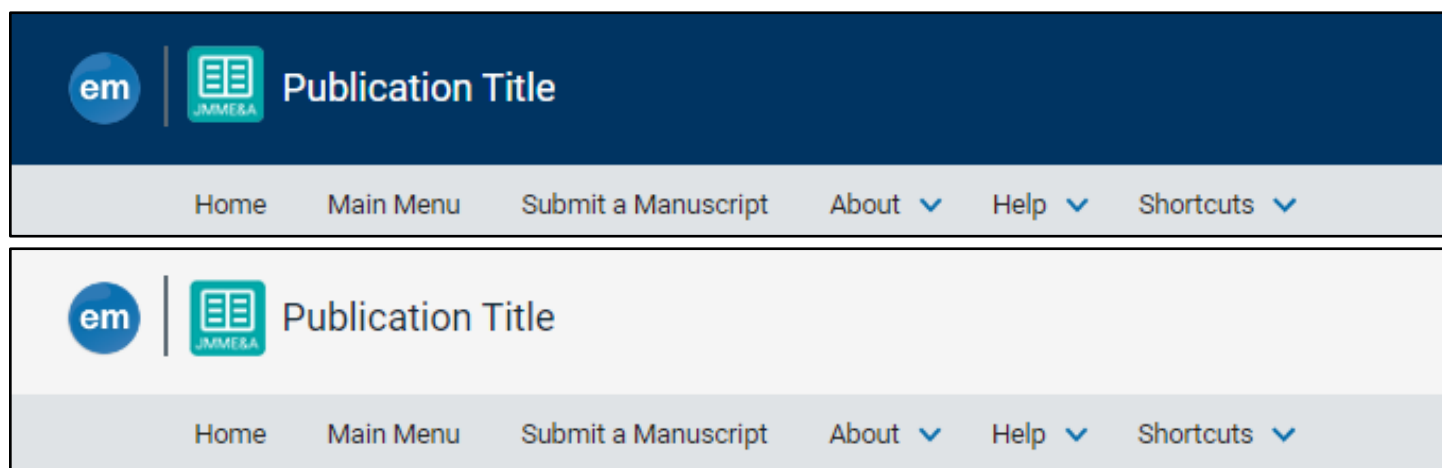


## Site Banner Styling Options

### User role impact: SYSTEM ADMINISTRATOR

With the introduction of the redesigned main navigation, a new PolicyManager page enables system administrators to customize the site banner to feature publication-branded elements. This new configuration page is available immediately. A system administrator can customize the elements and preview changes before the new navigation is enabled (by an Aries Account Coordinator). Updates may also be made after the new navigation is enabled.

**Customization options on site banner: Publication title text, publication logo, and background color (default blue shown in top image, gray shown in bottom image).**



### TO CONFIGURE:

Go to **Policy Manager** > General Policies > Customize Navigation Bar.

Three customization options are available, and the system administrator can preview changes.

1. Change Site Title: Enter the publication title to appear on the site banner (limit: 88 characters, including spaces). The existing title (as shown in %JOURNALFULLTITLE%) is displayed by default.
2. Choose the color of the navigation bar: Background color of the banner may be set to blue (default) or gray.
3. Add Additional Logo: Upload a custom logo to display in the banner. The image size should be 40 x 40 px. (The publication's custom logo will appear on the banner to the right of the EM or PM logo.)
4. Click the Preview Customizations button to open a pop-up overlay.
5. Confirm elements and click Close to return to the configuration page.
6. When finished, click Save Changes.

Once the configuration is complete, contact your Aries Account Coordinator to enable the new main navigation design.

Updates made after the new navigation is enabled may take up to one hour to display on the site for all users.



## New Customize Navigation Bar page in PolicyManager.

PolicyManager / Customize Navigation Bar

← Customize Navigation Bar

Customize the navigation bar of your site. The update may take up to an hour to reflect any changes on your site.

### Change Site Title

Change the text of the navigation bar. If no changes are made, or the text field is left blank, the default title set when the publication was created will be used as the title.

Navigation Bar Text Display

### Choose the color of the navigation bar.

Default Blue

Grey

### Add Additional Logo

Add a logo that will appear to the right of the Editorial Manager logo.

Drag image here  
or

Image 40px (w) by 40Px (H) / jpg. or png. at 50 kb

